



DODD HALL

# NOLE NOTES



COUNSELOR NEWSLETTER OFFICE OF ADMISSIONS

Vol. 1, No. 1 / January-February, 2018

## FLORIDA STATE UNIVERSITY

### IMPORTANT DATES IN 2018

**January 25**-Release of decisions for first-year student applicants. First-year student applicants should check their Application Status Check at [connect.fsu.edu/status](http://connect.fsu.edu/status) to see their decision.

**January 31**-Orientation registration opens for admitted summer and fall students.  
**Note:** *Students must activate their FSUID before registering for orientation.*

**February 1-5**-Fall/Spring housing contract "Welcome Window" opens. Students admitted for summer or fall term who submit a housing contract during this timeframe will be randomly assigned a contract number on February 6.  
**Note:** *Students must activate their FSUID before contracting for housing.*

**February 7**-Fall/Spring housing contracts re-open and contract numbers assigned on first-come, first-served basis.

**February 7**-Final deadline for first-year student applications.

**February 8**-Financial aid awards released to accepted students for the summer and fall semesters.

**February 28**-Deadline to update SSAR to include first semester grades for admitted students.

**March 5**-Deadline to respond to summer and spring offers.

**March 7**-Summer housing contract opens for accepted summer students.

**March 29**-Release of decisions for the second and final round of first-year student applicants. First-year student applicants should check their Application Status Check at [connect.fsu.edu/status](http://connect.fsu.edu/status) to see their decision.

**May 1**-Deadline to submit a non-refundable \$200 admission deposit for students admitted for the summer or fall term.



## A MESSAGE FROM THE DIRECTOR

Approximately 33,000 decisions will be released later this afternoon, early evening. Students will be able to check their application status at [connect.fsu.edu/status](http://connect.fsu.edu/status).

We have received a record-breaking 48,000+ applications. Our application deadline is February 7, so who knows where we will end up but I do not hold high hope that there will be many spaces left for the final admission notification on March 29. The 33,000 decisions that are being released Thursday, January 25 will include accepts, summer offers (for those that applied for fall but did not meet our accepted student profile for fall), Seminole Pathways Program (for those that did not meet our fall or summer accepted student profiles but were very close-see detailed information about the different pathways on **page 2**), and denies. We had an exceptionally strong applicant pool this year. Our mid-ranges for the summer, fall and the Seminole Pathways Program are:

<u>Fall</u>	<u>Summer</u>	<u>Seminole Pathways Program</u>
Academic Core GPA: 4.1-4.5	Academic Core GPA: 3.9-4.4	Academic Core GPA: 3.5-3.9
SAT: 1290-1400	SAT: 1230-1340	SAT: 1170-1240
ACT: 28-32	ACT: 26-30	ACT: 24-27

While we are very excited about this class of first-year students, we are also very aware that we will be disappointing many students and their family members today. We carefully selected our students in a holistic review process where many factors were taken into consideration including rigor, math level, grade trend, projected major, environmental context, etc. We had to make some difficult decisions, but for those students that truly want to earn a degree from Florida State, there are other pathways to join us later as a transfer student. We have a close relationship with Tallahassee Community College (<http://www.tcc.fl.edu/>) and have established a TCC2FSU pathway that will allow for a seamless transition to FSU as a junior.

Tonight, our office will stay open until 9 p.m. to answer phone calls and emails from students and parents. You are welcome to email me at [hferguson@fsu.edu](mailto:hferguson@fsu.edu) or call me at **850.644.1389** should you have any questions regarding your students. That is my direct line so please do not share it with students so that I can best assist my counselor friends in a timely fashion.

From all of us at Florida State, thank you for your support. We are truly humbled by the students' confidence in our university and the education we provide.

Warm regards,

Hege

### STAY CONNECTED WITH US!



FSUAdmissions



@FSUAdmissions



@VisitFSU

### OFFICE OF ADMISSIONS PHONE CENTER HOURS

Thursday, Jan. 25-open until 9:00 p.m.  
Wednesday, Feb. 7-open until 7:00 p.m.  
Thursday, Mar. 29-open until 9:00 p.m.

Normal hours of operation: M-F, 8 a.m.-5 p.m.

# SEMINOLE PATHWAYS PROGRAM

Students selected by the Office of Admissions to participate in the Program will be able to join us on the Tallahassee campus after completing one of the four pathways outlined below.

## **FSU PANAMA CITY SUMMER & FALL PATHWAY**

Students who choose this pathway start their FSU experience in the summer and continue in the fall at our bay-front campus in Panama City, Florida. FSU Panama City offers a personalized education with a 20:1 student/faculty ratio and hands-on learning opportunities. Just 8 miles to the sandy white beaches of the Emerald Coast, FSU Panama City ([pc.fsu.edu](http://pc.fsu.edu)) offers students opportunities to work in the Robbins Center's augmented reality lab, earn an Open Water Diver certification, and participate in FSU Panama City's various student organizations. After the fall term, students are welcome to continue their education through graduation in one of FSU Panama City's diverse and growing academic programs or transfer to the FSU Tallahassee campus. More information on this Pathway is available on the FSU Panama City website (<http://pc.fsu.edu/seminole-pathway>).

## **FSU INTERNATIONAL PROGRAMS FIRST SEMESTER ABROAD PATHWAY**

Students who choose this pathway start their FSU experience in the summer term by completing an online course offered through International Programs. In addition to successful completion of the online course, they will enroll for the fall term at one of our study abroad centers in London, England; Florence, Italy; Valencia, Spain; or Panama City, Republic of Panama. Following the fall term, they would be eligible to join us in Tallahassee in January. More information on the First Semester Abroad program is available on the International Programs website (<https://international.fsu.edu/FYA.aspx>). **Note: separate fees apply**

## **FSU INTERNATIONAL PROGRAMS FIRST YEAR ABROAD PATHWAY**

Students who choose this pathway start their FSU experience in the summer term by completing an online course offered through International Programs. In addition to successful completion of the online course, they will enroll for the fall, spring, and the following summer terms at one of our study abroad centers in London, England; Florence, Italy; Valencia, Spain; or Panama City, Republic of Panama. Following your year abroad, you would be eligible to join us in Tallahassee for the Fall. More information on the First Year Abroad program is available on the International Programs website (<https://international.fsu.edu/FYA.aspx>). **Note: separate fees apply**

Out-of-state students who successfully complete the First Year Abroad Pathway will have the added benefit of receiving an out-of-state tuition waiver for the remainder of their bachelor's degree on the Tallahassee campus.

## **TRANSFER PATHWAY**

Students who choose this pathway start their college career at an accredited college and transfer to Florida State University for the spring term (January). They must complete a minimum of 15 semester hours of approved college coursework in the Fall term and earn a minimum 3.0 grade point average. Their coursework must include ENC 1101 (English Composition) and either MAC 1105 (College Algebra), MGF 1106 (Mathematics for Liberal Arts), or MGF 1107 (Topics in Practical Finite Mathematics) depending on math placement and major, unless they have already earned course credit through an accelerated mechanism such as AP, IB, AICE, or dual-enrollment. While students can transfer from any accredited college, we highly recommend that they consider transferring to us from Tallahassee Community College.



### **CONNECT WITH US**

Interested in learning more about Florida State University, please join our Counselor Mailing List at:

<https://connect.fsu.edu/register/counselors>

For more information about the University, you can also view our counselor brochure at: <http://admissions.fsu.edu/counselors/brochure.cfm>

If you are hosting a College Fair, or would like our team to visit your school, please send your invitation to: [collegefairinfo@fsu.edu](mailto:collegefairinfo@fsu.edu)



### **HOUSING CONTACT INFO**

**Website:** [housing.fsu.edu](http://housing.fsu.edu)

**Phone:** 850.644.2860

### **LLCs at FSU**

- Bryan Hall
- Music
- Nursing
- Women in Math, Science & Engineering
- Social Justice
- Health Professions
- Global & Public Affairs
- Entrepreneurship & Innovation

## **UNIVERSITY HOUSING**

University Housing offers you a diverse living and learning community with suite-style and apartment-style residence halls. Each residence hall has unique characteristics. Detailed information on each hall can be found at the University Housing website ([housing.fsu.edu](http://housing.fsu.edu)).

Fall/Spring housing contracts for students admitted for the summer and fall term opens Thursday, February 1, while Summer housing contracts for students admitted for the summer will open on Wednesday, March 7. Contracts for both Summer and Fall will close no later than May 1.

Once a housing contract is completed, admitted students have seven days to pay the \$225 deposit. Summer housing contract deposits are \$100.

Accepted students are also encouraged to check out the different Living-Learning Communities (LLC) offered at Florida State. An LLC consists of a small group of students who live together, share an interest, and take one or two of their classes together, usually in a small classroom inside their residence hall. Detailed information about each Living-Learning Community can be found at the following website (<https://housing.fsu.edu/living-learning-communities>).

## **FINANCIAL AID**

To apply for Financial Aid, admitted students must complete the Free Application for Federal Student Aid (FAFSA).

- Summer 2018 admits must complete both the 2017-18 FAFSA & 2018-19 FAFSA.
- Fall 2018 admits only need to complete the 2018-19 FAFSA.

If a student will be receiving Florida Bright Futures, or any other state-of-Florida scholarship, ensure that FSU's school code (371) is listed on the state scholarship application. Students can update this information online or by calling the State of Florida Office of Student Financial Assistance at 1.888.827.2004.

Students must first activate their permanent FSUID and then log in to their myFSU portal to view their financial award notification in early February. Visit the Office of Financial Aid website ([financialaid.fsu.edu](http://financialaid.fsu.edu)) for more information.



### **FINANCIAL AID CONTACT INFO**

**Website:** [financialaid.fsu.edu](http://financialaid.fsu.edu);

**Email:** [ofacs@admin.fsu.edu](mailto:ofacs@admin.fsu.edu)

**Phone:** 850.644.0539



### **HONORS CONTACT INFO**

**Website:** [honors.fsu.edu](http://honors.fsu.edu)

**Email:** [honors@fsu.edu](mailto:honors@fsu.edu)

**Phone:** 850.644.1841

## **HONORS PROGRAM**

The Honors Program at Florida State University is a vibrant and engaged community of young scholars who excel both in and outside the classroom. Honors students will have access to enroll in specialized, smaller honors courses and participate in the Undergraduate Research Opportunities Program during their first year.

All Honors students have the opportunity to live in Landis Hall during their first year. Housing on campus is not guaranteed. We encouraged students to submit their housing contract as soon as possible.

All high school students accepted to Florida State are welcome to apply to the University Honors Program. Applications are due by 11:59 p.m. on February 13, 2018. Detailed information about the Honors Program can be found at [honors.fsu.edu](http://honors.fsu.edu).





### **GAP YEAR CONTACT INFO**

**Website:** [cre.fsu.edu/programs/fsu-gap-year-fellows](http://cre.fsu.edu/programs/fsu-gap-year-fellows)

**Email:** [cre@fsu.edu](mailto:cre@fsu.edu)

**Phone:** 850.644.1842

## **GAP YEAR FELLOWS**

The American Gap Association defines a gap year (also known as a bridge year) as a “structured period of time when students take a break from formal education to increase self-awareness, learn from different cultures, and experiment with possible careers.” The year should engage students in new, challenging experiences that encourage them to re-evaluate themselves and their world.

Students who are admitted on January 25 are eligible to apply for the FSU Gap Year Fellows program. **Applications are due February 15, 2018.** The application will be reviewed on a rolling basis by a university committee, and students will be notified of their deferment status/funding by April 1.

Detailed information on being a Gap Year Fellow can be found at [cre.fsu.edu/programs/fsu-gap-year-fellows](http://cre.fsu.edu/programs/fsu-gap-year-fellows).

## **CARE SUMMER BRIDGE PROGRAM (CENTER FOR ACADEMIC THROUGH RETENTION & ENHANCEMENT)**

Florida State University is committed to expanding access to underrepresented and socio-economically disadvantaged students. Currently 500 students have been offered admissions to the CARE Summer Bridge Program.

FSU received a record-breaking 3,700 CARE applications making the selection of this year’s class extremely difficult. The 2018 CARE class represents all regions within the State of Florida, while the top 5 counties are Broward, Miami-Dade, Palm Beach, Hillsborough and Orange.

The mid-range of this year’s CARE accepted class includes the following: Academic Core GPA 3.5-4.2; SAT 1060-1190; ACT 21-25.



### **CARE CONTACT INFO**

**Website:** [care.fsu.edu](http://care.fsu.edu)

**Phone:** 850.644.9699



### **ACCEPTED STUDENT DAY INFO**

**Website:** [admissions.fsu.edu](http://admissions.fsu.edu)

**Phone:** 850.644.6200

#### **MARK YOUR CALENDAR**

**When:** Mondays & Fridays between February-April  
(not available the week of Mar. 12-16)

**Times:** 8:15 a.m.-2:30 p.m.

## **ACCEPTED STUDENT DAY**

The Office of Admissions is excited to introduce **Accepted Student Day** this spring. Accepted Student Day will provide admitted students a chance to take a combined campus and housing tour, and meet with members from several departments on campus including International Programs and Financial Aid, while discovering the myriad of academic opportunities offered at Florida State. Students will also have the chance to pay their admission deposit, register for orientation, and fill out a housing contract during their visit.

Florida State will offer 17 different Accepted Student Days for accepted students and their families to visit campus this spring on Mondays & Fridays, 8:15 a.m.-2:30 p.m., beginning in the middle of February.

Accepted students will receive an email shortly after decisions have been released on January 25 with further details on how to register for the event. We also encourage you to check out our virtual tour at [visit.fsu.edu](http://visit.fsu.edu).

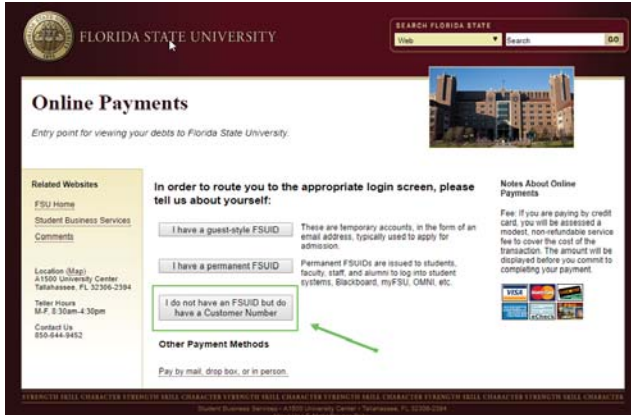
For questions about the event, please contact Julie Richardson, Associate Director at Florida State University.

**Email:** [jmrichardson2@fsu.edu](mailto:jmrichardson2@fsu.edu); **Phone:** 850.644.1270

# HOW TO PAY A DEPOSIT

Below is essential information that students will need to pay their deposit at Florida State University:

- 1) Log in to fees.fsu.edu.
- 2) Click on the **I do not have an FSUID but do have a Customer Number** button.



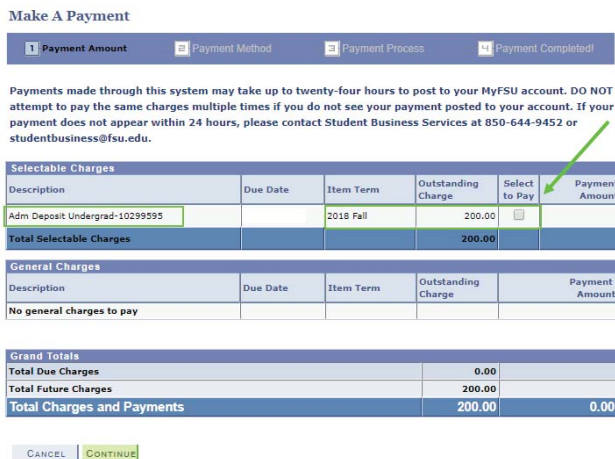
**Please Note:** If a student has already created their FSUID, they will click the **I have a permanent FSUID** button, enter their **FSUID** and **Password** and click **Sign In**. Then proceed to step 4.

3) Enter the EMPLID/Customer Number in the space provided and then click the **Make A Payment** button. A student's EMPLID will be on the acceptance letter located on their **Application Status Check** page.

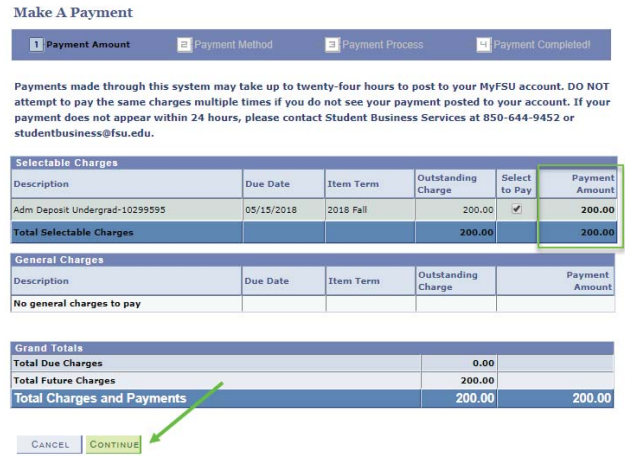


**Please Note:** If a student needs their EMPLID, they can click the **Application Status Check** link below the **Make A Payment** button to access their nine-digit number.

4) On the Make A Payment screen, students will select the deposit description charge that reads **Adm Deposit Undergrad**; the item term will either read Summer 2018 or Fall 2018; and the outstanding charge will be \$200.

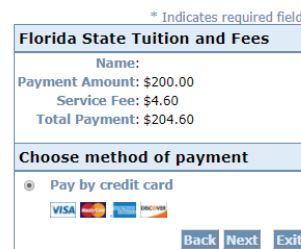
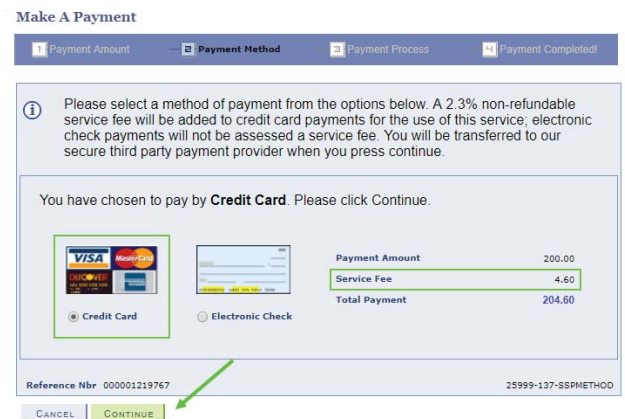


5) Check the **Select to Pay** box next to the outstanding charge; the deposit payment amount of \$200 will appear; students will then click **Continue**.



6) On the Payment Method screen, students can choose to pay by either credit card or electronic check.

- Paying by credit card will add a \$4.60 service fee for total of \$204.60.
- Clicking **Continue** will take them to the **Student Tuition Fees** screen.
- Fill in the credit card payment information.



# HOW TO PAY A DEPOSIT

- Paying by electronic check will not add a service fee charge.
- Clicking **Continue** will take them to the **Student Tuition Fees** screen.
- Select the account type—personal or business—then click **Next**.
- Fill in the bank account information.

**Make A Payment**

1 Payment Amount   2 Payment Method   3 Payment Process   4 Payment Completed

Please select a method of payment from the options below. A 2.3% non-refundable service fee will be added to credit card payments for the use of this service; electronic check payments will not be assessed a service fee. You will be transferred to our secure third party payment provider when you press continue.

You have chosen to pay by **Electronic Check**. Please click Continue.

Credit Card   
  **Electronic Check**

Payment Amount: 200.00  
 Service Fee: 0.00  
 Total Payment: 200.00

Reference Nbr 000001219777   25999-137-SSPMETHOD

\* Indicates required field

**Florida State Tuition and Fees**

Name:

Payment Amount: \$200.00  
 Service Fee: \$0.00  
 Total Payment: \$200.00

**Choose method of payment**

**Pay by electronic check**

\* Account Type: Personal

\* Indicates required field

**Billing Address**

Use Business Name

\*First Name:   
 M.I.:   
 \*Last Name:   
 \*Street Line 1:   
 Street Line 2:   
 \*City:   
 \*State:   
 \*Zip:   
 \*Country:   
 Phone:   
 \*E-Mail:

**Payment Details**

\*Payment Amount: 200.00 USD  
 Service Fee: 0.00 USD

Your account will be debited in 1 to 3 days from the date identified. If your payment date falls on a non-banking day your payment will be executed on the next available banking day. Current date payments received 4:00 PM MT will be executed on the next valid banking day.

**Payment Method**

\*Name On Account:   
 \*Account Number:  What's This?  
 \*Re-Type Account Number:   
 \*Routing Number:  What's This?  
 \*Account Type:  Checking  Savings

7) After filling in all the required fields on the billing address payment screen, click **Next**.

8) Next, verify that the billing address, payment method, and payment amount is correct. Then click **Pay Now**.

**Address**

Billing Address:

**Payment Method**

Credit Card

**Payment Amount**

Amount: 200.00 USD  
 Service Fee: 4.60 USD  
 Total: 204.60 USD

9) A screen with red text appears. Students must select the check box on this page and click **Submit** to proceed.

10) If payment was accepted, students receive the following confirmation screen.

**Make A Payment**

1 Payment Amount   2 Payment Method   3 Payment Process   4 Payment Completed

Congratulations! Your payment has been successfully processed. Please allow up to one minute for your payment to appear on your account.

Reference Nbr 000001219355   25999-90-SSPCOMPLETED

**Please Note:** If you do not see the above screen saying that payment was successfully processed, do not pay again. For any questions on whether payment was successfully processed, students should call Student Business Services at 850.644.9452.

11) After the admission deposit is paid, students should create their FSUID. Please see the **How To Create An FSUID** tidbit page.

Payments made electronically may take up to 24 hours to post to a student's myFSU account. **DO NOT** attempt to pay the same charges multiple times if you do not see your payment posted to your account. If your payment does not appear within 24 hours, please contact Student Business Services at **850.644.9452** or **studentbusiness@fsu.edu**.

Students can also pay their admission deposit via mail by sending a check or money order, made out to Florida State University, to Student Business Services. Students should include their EMPLID on their payment.

**Address:**  
 Student Business Services  
 Florida State University  
 A1500 University Center  
 Tallahassee, FL 32306

Students can also pay their admission deposit in person with cash or check at Student Business Services, located at A1500 University Center. **Payments must be received in the Office of Student Business Services by May 1.**



# HOW TO CREATE AN FSUID

Students who are admitted to FSU and plan to attend the University must create a permanent FSUID. The FSUID is a unique login that provides students with an official FSU email account, access to the University network, Canvas, myFSU portal, and course registration. Students will also need an FSUID to complete a housing contract and to register for orientation.

Below is essential information that students must follow to activate their permanent FSUID:

- 1) Log in to **my.fsu.edu**.
- 2) Under the garnet **Sign In** button, click on **Activate Your FSUID**.

Enter your FSUID and password

Sign In

[Activate Your FSUID](#) | [Reset Your Password](#) | [Help](#) | [Terms of Use](#)

- 3) On the **FSUID Activation** screen, complete all five fields that are listed and click **Submit**.

**FSUID Activation**

Please activate your FSUID by verifying your personal information and create a password.

**All fields are required.**

EMPLID:  For Help with EMPLID and FSUID Account Management

First Name:

Last Name:

Last 5 digits of SSN\*:

Date of Birth:

\* If you are an international student use the last 5 digits of your FSUID generated student number, international employees use the last 5 digits of your assigned temporary SSN, if you are a FAMU student use the last 5 digits of your FAMU student number.

- 4) Read and accept the following guidelines then click **Submit**.

**FSUID Activation**

You must read and accept the following guidelines.

FLORIDA STATE UNIVERSITY  
OP-H-6 USE OF UNIVERSITY INFORMATION TECHNOLOGY RESOURCES

**A. OBJECTIVE**

-----

This policy statement is intended to support appropriate and effective use of information technology (IT) resources at Florida State University (FSU), while providing guidelines for allowable use.

**B. GENERAL**

-----

1. FSU provides a wide variety of IT resources, including computers, networks, software, computer accounts, cellular phones, beepers, office telephones and hand-held and wireless devices, for use by University students, faculty, and staff. These resources are administered by the Office of Technology Integration, the Office of Telecommunications, and a number of schools, colleges, departments, and institutes, and are intended for the legitimate business of the University.

**Accept**       **Decline**

- 5) Create a password following the requirements that are listed, then click **Submit**.

## FSUID Activation

**Password Requirements**

- Must be at least 8 characters in length
- Must not contain any spaces
- Must contain:
  - one alpha character (a-z, A-Z)
  - one numeric character (0-9)
  - one non-alphanumeric character (~!@#\$%^&\*+\_\*?<>)
- Must not contain any part of your name
- Must not use any obvious, easy-to-guess, dictionary words
- Must not re-use any of your last 10 passwords

Enter a password

Re-enter password

- 6) If the password is accepted, you will receive confirmation that your FSUID has been activated. You will also be given your new FSUID as well as your FSU email address located next to the **Windows Live ID (myFSU)**.

**FSUID Activation**

Congratulations! You have successfully activated your FSUID:            **FSUID Here**

Please remember your FSUID and password. You will use them to log on to authorized FSU systems.

Account Type	User ID	Password Setup Result
FSUID	<span style="background-color: black; color: white; padding: 0 20px;">          </span>	Successful reset of password
Windows Live ID (myFSU)	<span style="background-color: black; color: white; padding: 0 20px;">          </span>	Successful scheduling of password change

Please allow up to four hours for all FSU systems to fully update your FSUID password. **FSU Email Address Here**

**Questions?**  
We're here to help. Contact the ITS Service Desk at 850-644-HELP.

Students with questions about their newly created FSUID and/or password, should contact the ITS Service Desk at 850-644-HELP.